

DELHI PUBLIC SCHOOL, SUSHANT LOK
SESSION 2017-18
CLASS-IV



Holiday Time Activities

Classes III – V

*Goodbye, Classroom!
Goodbye, School!
You can find me at the beach...
Or in the park or at the pool
Or any place that isn't school.
Hello days packed full of sports
And days when I'm just lazybones
While eating melty ice cream cones....
There's so, so much I wanna do.*



Dear Students

It's time again for excitement and fun. It is time for you to rest, play some enjoyable games, catch up with friends, listen to stories from grandparents, and follow some creative pursuits. It is also the best time to make optimum use of your free time in a positive and constructive manner. So we have planned some interesting activities as holiday homework to be done independently by you.



One is never alone when one is with books. Sitting in your room with your book you could go off to faraway places. What fun! So we have given a list of suggested readings for you. Get going and indulge in the delight of reading.

Sharpen your problem-solving skills by practising some Math everyday. We've compiled a list of Math questions that will keep you occupied through the summer. Don't shy away from the 'Challenge Section'. Challenge yourself and try to solve them to the best of your

ability. Do the questions in the worksheet itself, in the space provided for each question. Bring your work to school in a file with your name, class and section mentioned clearly on the file.



Manage your work in such a manner that a little work is done every day to avoid piling it up for the last minute.

Have a happening break and enjoy yourself to your heart's content.

See you on Monday, 3rd July 2017.

Last date for submitting the homework is Friday, 7th July 2017.

For details of the Summer Packet please refer to the school website: www.dpssl.net

Headmistress

Principal

Summer Fun with Reading Class-IV



Dear Students,

Books are our best friends. This summer spend some quality time with books and make it a memorable and enjoyable experience. Your holiday assignment is based on the two books mentioned below.

- 1. The Giraffe and the Pelly and Me by Roald Dahl (published by the Penguin Group) - Activity attached*
- 2. James and the Giant Peach by Roald Dahl (published by the Penguin Group) - Activity attached*

Steps:

- Read every day for 20-25 minutes. Track your reading. Record your Summer Reading on the attached 'Reading Log'.*
- Download the activities, carefully designed for you, and complete the activity for any one book.*
- Submit your 'The Giraffe and the Pelly and Me Activity' or 'Character Body Book Report' to the subject teacher.*
- Also, put your math work in an attractive folder with your name and class clearly written at the top. Return it to the subject teacher.*


Suggested Reading:

In addition to the above mentioned books, you may read and enjoy the following during the summer vacation:

1. *Eyes of the Eagle* by Ruskin Bond (published by the Penguin Group)
2. *The Comic Capers of Sheikh Chilli* by Anupa Lal (Scholastic)
3. *Angry River* by Ruskin Bond

Take out sometime to read at least one book in Hindi.

1. *Rajkumar Aur Moongo Ka Saagar* by Daaisaku Ekedo (Publisher - NBT)
2. *Ladki Jisne Metro Chalayi* translated by Arundhati Devsthaley (A. & A. Publication)



 You can buy these books from a book store, or online on Flipkart, Amazon or Ombooks.

Happy Reading!

ART HOMEWORK:

























































Any Folk Art of India on A-3 handmade sheet
(Art Work to be well mounted with black ½ inch border.)

READING LOG

Name of the Book:























































Author:

Date	Page No.	<u>Book Review</u> Did you like this part of the book?	Parent's Signature
		  	
		  	
		  	
		  	
		  	
		  	
		  	
		  	
		  	
		  	
		  	
		  	
		  	
		  	
		  	
		  	
		  	
		  	

READING LOG

Name of the Book:























































Author:

Date	Page No.	<u>Book Review</u> Did you like this part of the book?	Parent's Signature
		  	
		  	
		  	
		  	
		  	
		  	
		  	
		  	
		  	
		  	
		  	
		  	
		  	
		  	
		  	
		  	
		  	
		  	

READING LOG

Name of the Book:

Author:

Date	Page No.	<u>Book Review</u> Did you like this part of the book?	Parent's Signature
		  	
		  	
		  	
		  	
		  	
		  	
		  	
		  	
		  	
		  	
		  	
		  	
		  	
		  	
		  	
		  	
		  	
		  	

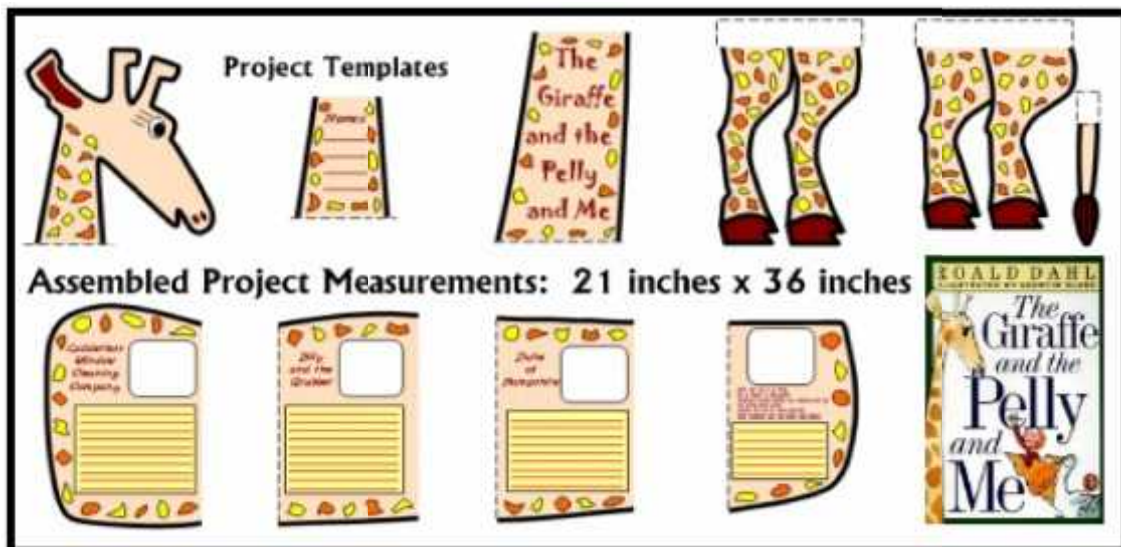


ACTIVITY


Write a **6 line rhyming poem** in the same style that Roald Dahl uses throughout the story. In addition to writing the poem, describe the three animals that make up the Ladderless Window Cleaning Company, Billy & the Grubber and The Duke of Hampshire.

Directions:

- Draw the basic shape of a giraffe on a yellow chart as shown in the picture below.
- There are **four areas** on the giraffe for you to **draw** and colour pictures that represent the poem, the **Ladderless Window Cleaning Company** (the three animals and their special abilities), **Billy & the Grubber** and the **Duke of Hampshire** in the empty white box.
- Before you begin working on your **final draft giraffe project**, prepare first draft of the **description for each character and poem. Proofread and edit your first draft.**
- Write your edited descriptions for each character.
- Now cut your entire giraffe.
- In order to make this project look more like **Quentin Blake's illustrations**, draw a **pelican** to glue on top of the **giraffe's head** and a **monkey** to wrap around the top of the giraffe's neck.
- The finished giraffe measures **21 inches in width** and **36 inches in height**.



Below is the blank first draft of giraffe project.



First Draft:

The Giraffe and the Pelly and Me

Author: Roald Dahl

Part 1: Write a 6 Line Poem

Roald Dahl's Example:

- Line 1: All you do is to look
- Line 2: At a page in this book
- Line 3: Because that's where we always will be.
- Line 4: No book ever ends
- Line 5: When it's full of your friends
- Line 6: The Giraffe and the Pelly and Me.


Write a 6 line poem about the story.

- Lines 1 and 2 should end with rhyming words.
- Lines 3 and 6 should end with rhyming words.
- Lines 4 and 5 should end with rhyming words.

1	
2	
3	
4	
5	
6	

Part 4: The Duke of Hampshire


Describe the Duke of Hampshire and how he rewards the giraffe, the pelican, and the monkey for cleaning his windows and capturing the Cobra.



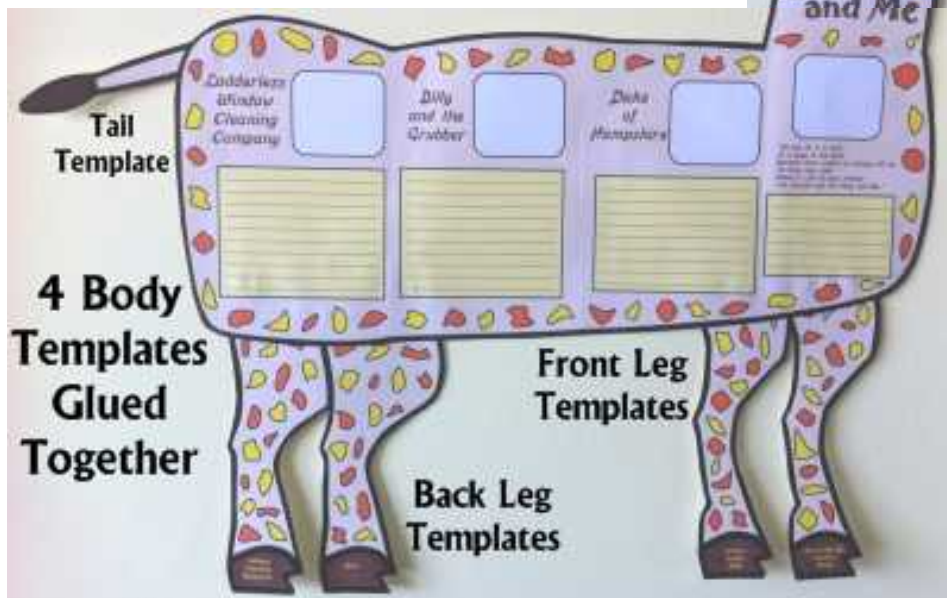
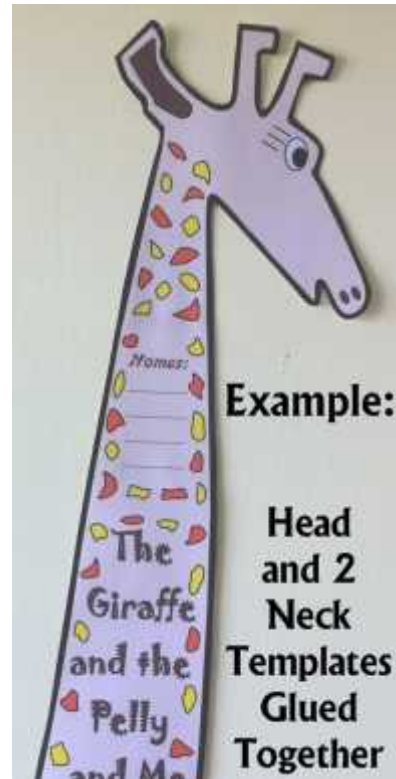

✓ Remember to proofread and edit your first draft for mistakes in spelling, punctuation, capitalization, and grammar.




Optional Pelican and Monkey



The finished giraffe project:



ACTIVITY : CHARACTER BODY BOOK REPORT



Directions:

Step 1- Assembling Directions

- This fun project contains **directions on how to fold a piece of construction paper into a body shape**.
 - The character's body has a **vest** that opens up to show the **shirt** area, where students glue their longer **writing sections**.
 - On the **outside of the vest**, students glue the **pocket**, which contains the character's name and description/genre - brief description of the type of book, i.e. picture book, fiction, nonfiction, mystery, fantasy, biography, poetry, adventure, etc.
 - There are **10 adjective boxes** that are glued on the character's arms, pants or legs.
- The picture example **demonstrates** exactly how to form and design a male character body that has a **vest that opens**.



- For the **main body section** of this character project, you will need a **piece of chart paper** that measures **12 inches (width) x 18 inches (height)**. You will also need construction paper to make the **character's head, hands and feet**. In addition, you can also use **yarn and fabric** from home for your character's **hair and clothes**.

Step 2- Planning Your Project

Think about the way that you are going to design James' body.

- What colour clothes will he wear? Will you use markers to colour his clothes? Will you use coloured construction paper or fabric to design his clothes?
- How will you design his head, hands and feet? What facial expression will James have? What will his hair look like? Will you use yarn for his hair?
- What will James hold in his hand? What other ways can you design this project so that it looks like James? This should be based on what you know about him from James and the Giant Peach.

Use this space below to write down your ideas and any special materials that you will need to design James' body.

Step 3- Writing Section: Worksheets for pasting

Directions:

 Complete the following worksheets to be pasted inside the vest.

 First write a **rough draft for each worksheet**. Edit and **revise**. Then **rewrite** on **coloured sheets**.

1. **Character:** Describe James (physical traits, qualities, skills, etc.). Remember to use descriptive adjectives and verbs in your description.

Character: James

2. **Review** - In as few words as possible, write a summary including qualifiers such as excellent, humorous, etc. Tell what is great about the book. Your review should inspire others to want to read the book.

Book Review

Author: In brief, write about the author’s life and his works.

About the author

3. **Adjectives:** Think of 10 adjectives that describe James and write them in these boxes.

1.	6.
2.	7.
3.	8.
4.	9.
5.	10.

Step 4 - Directions for gluing writing pieces onto the character's body

Using your edited first draft, copy your writing onto character's body.

1. **Character - James:** Glue this rectangle to the inside middle area of James' shirt.
2. **Book Review:** Glue this rectangle to the inside left area of James' vest.
3. **About the Author:** Glue this rectangle to the inside right area of James' vest.
4. **Pocket:** Glue this pocket on the outside left area of James' vest.
5. **Name and date:** Glue this rectangle on the outside right area of James' vest.
6. **10 Adjectives:** Glue these 10 adjective rectangles on the outside of James' body.

Congratulations! Your James character body report is complete!





Name _____

Class _____ Section _____

Summer Fun with Maths

Tick or write the correct answer:

Place Value

1. A shop sold 3340 Chips packets last week. This week, they sold 10 **MORE** packets than last week. How many packets were sold this week?
 - a. 3240
 - b. 2345
 - c. 3350
 - d. 4340

2. Which means the same as 12428?
 - a. $1+2+4 + 2 + 8$
 - b. $12000 + 400 + 28$
 - c. $12400 + 2 + 8$
 - d. $1200 + 420 + 80$

3. Which means the same as 5 ten thousands, 12 hundreds, 3 tens, 7 ones?
 - a. 51237
 - b. 53270
 - c. 6237
 - d. 5273


4. The value of 839 would change by how much if the 9 were replaced by a 4?
 - a. 4
 - b. 3
 - c. 5
 - d. 6

5. The value of 563 would change by how much if a 5 replaced the 6?
 - a. 1
 - b. 10
 - c. 100
 - d. 1000

6. What means the same as 23597?
 - a. 23 thousands, 5 hundreds, 9 tens, 7 ones
 - b. 20 thousands, 5 hundreds, 97 ones
 - c. 3 thousands, 15 hundreds, 8 tens, 7 ones
 - d. 2 thousands, 15 hundreds, 7 tens, 9 ones

Pictorial Representation of Numbers

7. How much of the shape below is shaded?

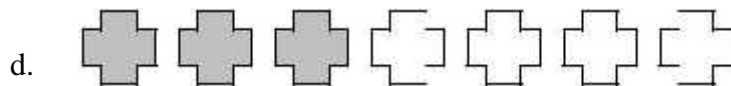
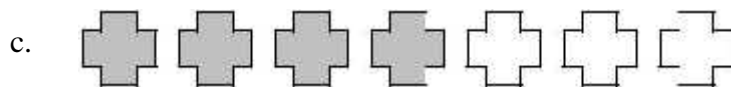
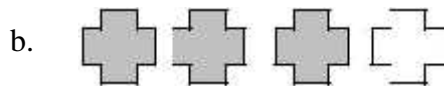

a. $\frac{3}{5}$ 

b. $\frac{2}{5}$

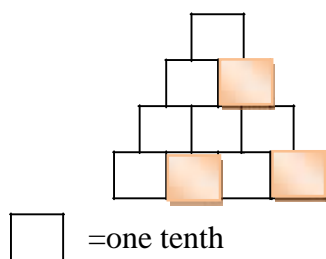
c. $\frac{5}{3}$

d. $\frac{1}{5}$

8. Which picture shows four-seventh shaded?



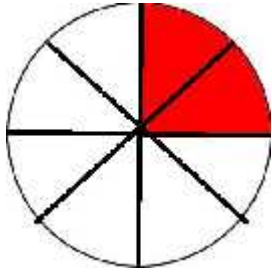
9. Choose the answer that best represents the shaded parts of this picture.



- a. Two tenth
- b. Three tenth
- c. One third
- d. Two seventh

Equivalent Fractions

10. One name for the shaded part of the object is $\frac{2}{8}$




What is another name for the shaded part of the object?

a. $\frac{1}{2}$ b. $\frac{1}{8}$

c. $\frac{1}{4}$ d. $\frac{1}{16}$

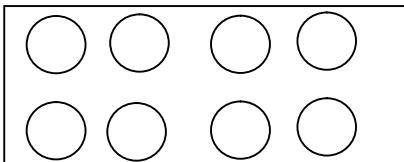
11. One name for the shaded part of the picture is $\frac{6}{8}$



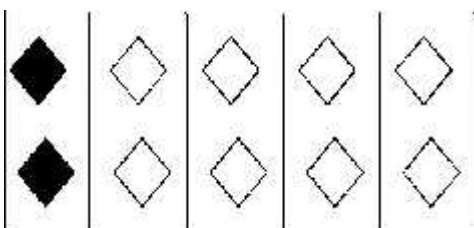
What is another name for the shaded part of the picture?

a. $\frac{1}{4}$	b. $\frac{3}{4}$
c. $\frac{2}{4}$	d. $\frac{4}{4}$

12. Shade $\frac{1}{4}$ of the circles:



13. What is name for the shaded part of the set of shapes?



Ordering of Numbers

The chart below shows how the students at Delhi Public School voted:


Favorite New Color Crayon	Number of Votes
Dandelion	286
Jungle Green	315
Royal Purple	229
Wild Strawberry	247

14. If the colors were written in order from **least to greatest** for the number of votes, which color would be written second?
- Dandelion
 - Jungle Green
 - Royal Purple
 - Wild Strawberry
15. The fourth graders read between 452 and 467 pages last week. How many pages did they read?
- 417
 - 451
 - 463
 - 355
16. Yash swims 825 yards every Monday after work. This number is **closest** to which distance?
- 810 yards
 - 830 yards
 - 840 yards
 - 850 yards
17. A straw is 15cms long. How many straws will be needed to make a line 135cm long?
- 12 straws
 - 2025 straws
 - 9 straws
 - 150 straw

Models for Operations


18. Which of the following goes with the picture?

- a. 5×5
- b. 3×5
- c. 3×3



19. Which statement **best** describes the picture?

- a. 3×7
- b. 3×8
- c. 6×6



20. Priya is moving to a new house. She packed 36 books in 4 boxes. Each box had the same number of books in it. Which number sentence should be used to find out how many books are in each box?

- a. $36 \times 4 =$
- b. $36 - 4 =$
- c. $36 \div 4 =$
- d. $36 + 4 =$

21. Leena planted 25 red peppers and 32 green peppers in her garden. How could you find out how many more green peppers than red peppers she planted?

- a. Add 25 to 32
- b. Divide 32 by 25
- c. Multiply 25 by 32
- d. Subtract 25 from 32

22. Mrs. Sharma built 4 walls in her back yard. She used 4012 bricks and had the same number of bricks in each wall. To find out how many bricks Mrs. Sharma used for each wall, you should
- a. add 4 to 4012
 - b. subtract 4 from 4012
 - c. multiply 4012 by 4
 - d. divide 4012 by 4

Basic Facts

23. Solve this problem.

$$4 \times 60 =$$

- a. 200
 - b. 240
 - c. 260
 - d. 280
24. Solve this problem.

$$428 \div 4 =$$

- a. 18
 - b. 107
 - c. 18
 - d. 9
25. Solve this problem.

$$550 \div 5 =$$

- a. 110
- b. 100
- c. 11
- d. 7

Computation with Whole Numbers

26. Solve this problem.

$$\begin{array}{r} 88369 \\ + 45613 \\ \hline \end{array}$$

27. Solve this problem.

$$\begin{array}{r} 765703 \\ - 200592 \\ \hline \end{array}$$

28. Solve this problem.

$$61 \times 5 =$$

- a. 35
- b. 36
- c. 305
- d. 306

29. Solve this problem.

$$\overline{4)600}$$

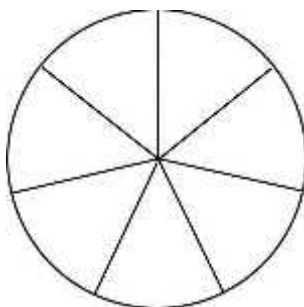
- a. 15
- b. 150
- c. 200
- d. 30

Computation with Fractions

30. Solve this problem.

$$\frac{1}{7} + \frac{4}{7}$$

- a. $\frac{5}{7}$
- b. $\frac{5}{14}$
- c. $\frac{6}{14}$



31. Fraction A + Fraction B = $\frac{4}{5}$

$$\text{Fraction A} - \text{Fraction B} = \frac{2}{5}$$

Fraction A =

Fraction B =

32. Twenty seven smaller cubes have been used to make a large cube. It has been painted blue from outside. What fraction of the smaller cubes

- a. have paint on 3 sides?.....
- b. have paint on 2 sides?.....
- c. have paint on 1 side?.....
- d. have no paint at all?.....

33. A cycle shop has 48 tricycles. $\frac{1}{3}$ rd of them are red. $\frac{1}{2}$ of them are blue. The rest are yellow.
How many yellow tricycles are in the shop?

.....
.....

Word Problems

34. The grocery store had 234 apples. Mrs. Bhatia bought 38 apples. How many apples are still not bought?
- a. 154
b. 196
c. 204
d. 272
35. Leena had ₹ 288. Her brother has ₹ 282. They put their money together to buy a birthday present for Mom. How much money do they have?
- a. 406
b. 460
c. 566
d. 570
36. Monu scored a total of 173 points during this year's basketball season. Last year he scored a total of 58 points. He weighs 95 pounds. How many more points did he score this year than last year?
- a. 115
b. 125
c. 233
d. 326

Time

USE THE CALENDAR TO ANSWER

August						
Sun	Mon	Tues	Wed	Thurs	Fri	Sat
		1	2	3	4	5
6	7	8	9	10	11	12
13	14	15	16	17	18	19
20	21	22	23	24	25	26
27	28	29	30	31		

37. Rohan is planning to go to the beach on August eighth. What day is that?
- Thursday
 - Tuesday
 - Saturday
 - Sunday
38. Tim's digital clock at home showed the time below. What time was it?
11:45
- Quarter after 11
 - Quarter to 12
 - Half-past 11
 - Quarter of 11
39. Aryan began math class at 1:15 pm. He finished math at 2:30 pm. How much time was spent in math class?
- 55 min.
 - 1 hour, 10 min
 - 1 hour, 15 min
 - 1 hour, 20 min
40. Seema finished playing a computer game at 6:15 pm. She started playing 2 hours and 15 minutes before. At what time did she start playing?
- 4:00 pm
 - 4:20 pm
 - 4:45 pm
 - 4:30 pm

Metric Measures

Use the ruler to measure the following problems.

41. Use your ruler to measure the line below to the nearest half-inch.



- 2 inches
- 2 ½ inches
- 3 inches
- 3 ½ inches

42. Use your ruler below to measure the line to nearest centimeter.



- 4 cm
- 5 cm
- 6 cm
- 7 cm

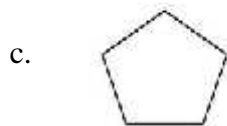
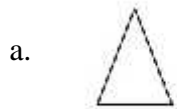
43. Use your ruler to measure the line below to the nearest half-inch.



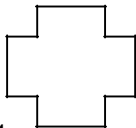
- a. 1 inch
- b. 1 ½ inches
- c. 2 ½ inches
- d. 3 inches

Geometric Shapes and Properties

44. Which shape below is a four sided?

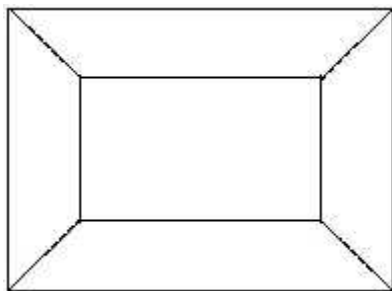


45. How many sides does this figure have?



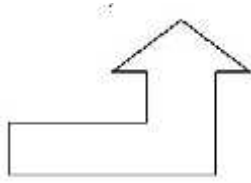
- a. 4
- b. 8
- c. 12
- d. 16

46. What shapes make up this figure?



- a. 1 rectangle and 4 triangles
- b. 1 rectangle and 4 trapeziums
- c. 1 trapezium and 4 rectangles
- d. 1 trapezium and 4 triangles

47. How many sides does the figure have?

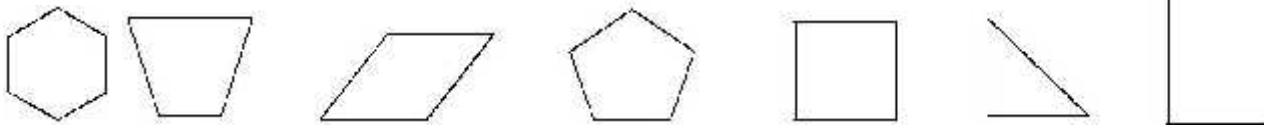


- a. 4
- b. 7
- c. 9
- d. 10

48. What is a **rectangle**?

- a. a polygon with only one right angle
- b. a polygon with six equal sides
- c. a quadrilateral with two pairs of parallel sides
- d. a figure with one pair of equal sides

49. Circle the shapes that are 4 sided.



Tables, Graphs, and Charts

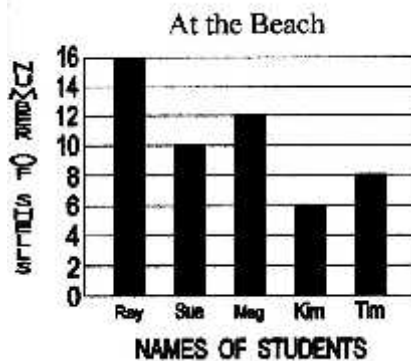
50. All of Mrs. Sharma's students filled out a survey about their favourite shape to draw.

Number of Votes	Favourite Shape to Draw
6.....square
8.....rectangle
7.....triangle
3.....hexagon
5.....parallelogram

How many children are in Mrs. Sharma's class?

- a. 8
- b. 10
- c. 21
- d. 29

51. Last summer 5 friends collected shells at the beach. The graph shows how many shells each friend collected.



If Sue collected 10 more shells, how many shells would she then have?

- a. 16
- b. 20
- c. 22
- d. 26

Patterns

52. What number belongs in the table?

BEGIN	END
2	4
8	16
5	10
7	14
3	?

- a. 5
- b. 6
- c. 8
- d. 9

53. Which number is missing in the table?

Beginning	Ending
12	120
15	150
18	180
20	200
22	?

- a. 205
- b. 210
- c. 215
- d. 220

54. Which rule was followed in the table?

IN	OUT
10	1
20	2
100	10
140	14
200	20

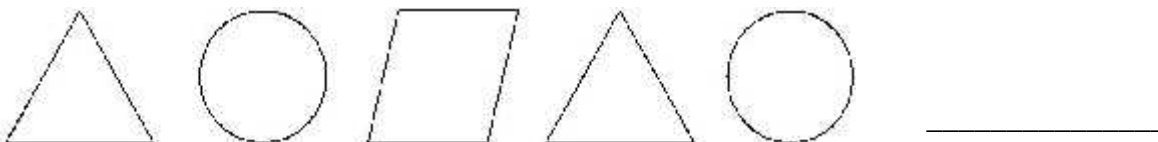
- a. Add 9
- b. Subtract 9
- c. Multiply by 1
- d. Divide by 10

55. Which rule was followed in the chart?

In	Out
24	72
51	153
65	195
78	234
93	279

- a. Add 48
- b. Subtract 48
- c. Multiply by 3
- d. Divide by 3

56. Draw the next shape in this pattern. Then tell why you drew that shape.



57. Write the number that should be next in the pattern. On the lines below, explain how you decided what number to write.

73, 70, 65, 62, 57, _____

Missing Numbers

58. Which number sentence is in the same **family of facts** as the number sentence below?





$$26 + \dots = 81$$

- a. $26 + 81 = \dots$
- b. $26 - \dots = 81$
- c. $\dots + 81 = 26$
- d. $81 - \dots = 26$

59. Which number sentence is the same **family of facts** as the number sentence below?

$$\square + 35 = 58$$

- a. $58 + 35 = \square$
- b. $35 - \square = 58$
- c. $35 + 58 = \square$
- d. $58 - \square = 35$

60. If  = , then  is equal to how many  ?

- a. 6
- b. 12
- c. 8
- d. 9

Classification and Logical Reasoning

61. Ali, Romy and Sham were all helping their parents wash windows.

Romy washed 3 more windows than Sham.
Sham washed 2 more windows than Ali.
Ali washed 4 windows.

How many windows did Romy wash?

- a. 3
- b. 6
- c. 9
- d. 12

62. Three brothers were counting their change they had found while helping their mom clean out her car.
Rohan found two fifty paise coins
Prem found 10p more than Banu
Rohan found twice as much as Banu

How much did Rohan, Prem, and Banu find?

Rohan = _____ Prem= _____ Banu = _____

63. If my trip to my home town starts in the last one week of May and lasts till the end of June, then for how many days is my trip?

64. If 8 umbrellas cost 488 rupees, how much do 5 umbrellas cost?

65. If 7 is one seventh of a number, what is the number?

66. What is the sum of all even numbers on a dice?

67. A number becomes double if it is increased by 8 . What number is it?

68. One litre=1000 ml =250ml+.....+.....+.....= 500ml+.....=750ml+.....

69. A frog jumps 3 steps at a time starting from 0.
Count the jumps he takes to reach 27.
So he has taken 27.....3=.....steps

70. Neeta makes a necklace of 17 sea-shells. How many such necklaces can be made using 100 seashells?

Mathematical Applications

71. Aryan has ₹ 20000 to spend at Croma. The prices of the items for sale are shown in the chart.

ITEMS	PRICE OF 1 ITEM	NUMBER OF ITEMS BOUGHT	TOTAL PRICE
DVD Player	₹ 5000		
PC Game	₹ 1000		
Robo-pet	₹ 4000		
DVD Movie	₹ 2500		

Complete the chart.

- Aryan must buy at least 1 of each item.
 - He may buy **more** than 1 of any item.
 - He cannot spend more than ₹ 20000 or less than ₹ 16000
 - Show your work.
72. You have won a ₹1000 gift certificate from the Village Music Shop. You have a VCR, a CD player and a DVD player at home. The costs for videos, DVDs, and CDs are listed on the table below.

You want to spend as much of the ₹1000 as possible.

You cannot have enough money left to buy even one more item.

You cannot spend more than ₹1000.

You must buy at least 1 of each item.

How would you spend your gift certificate?

Item	Cost of One Item
Videos	₹ 70.00
DVDs	₹ 190.00
CDs	₹ 140.00

Items	Cost of One Item	How Many	Total

Total Amount Spent _____

Challenge Yourself

73. One added to the largest five digit number is the same as
- 10001
 - 999100
 - 100000
 - 99999
74. The predecessor of 756000 is.....
- 756900
 - 755999
 - 755000
 - 756001
75. How many '9's in 9000?.....
76. Our weight on the moon is $\frac{1}{6}$ th of our weight on earth. If Riya weighs 48kgs on earth, how much will she weigh on the moon?
- 7 kgs
 - 8 kgs
 - 288kgs
77. The first spacewalk was done in March 1965 by Russian astronaut Alexei Leonov. He walked in space about $\frac{1}{5}$ of an hour. How many minutes did he walk?
- 30 min
 - 12 min
 - 15 min
 - 20 min
78. About $\frac{3}{5}$ th of our body is made up of water. What is the water content in the body of a person who weighs 65 kgs?
- 39 kgs
 - 30kgs
 - 45 kgs
 - 25 kgs
79. At a seminar $\frac{4}{10}$ of the audience were children, $\frac{3}{10}$ were ladies. The rest were men. If the number of children was 28 more than men, then the total number of people in the audience was.....

80. Alexander Graham Bell invented the telephone in 1876. How many years ago was that from the current year?
81. Find the Hindu Arabic numeral for:
- CCCIV
 - MCCIII
 - MDCCL
 - MCCIII
 - DCCLV
82. $\frac{1}{4}$ th of a number is four times the sum of first 3 prime numbers, the number is:
- 10
 - 20
 - 40
 - 80
83. What number must be subtracted from 43 to make it divisible by 5, 8 and 10?
.....
84. If $\times \bigcirc = 56$ and $+ + = 21$, find the value of \bigcirc and $+$.
- $= 6, \bigcirc = 7$
 - $= 7, \bigcirc = 8$
 - $= 8, \bigcirc = 6$
 - $= 21, \bigcirc = 2$
85. The sum of 3 consecutive odd numbers is 15. What is the product of these 3 numbers?
- 315
 - 15
 - 105
 - 69
86. The product of three numbers is 60 and their sum is 13 and the numbers are all different and greater than 1. The numbers are _____, _____, _____.
87. Rohan gave half of his stamps to Nikita. Nikita gave half of her stamps to Anu. Anu gave $\frac{1}{4}$ th of the stamps given to her to Vikram and kept the remaining 12. Rohan had ___ stamps.

88. Today is Wednesday. Which day of the week will it be in 29 days time (including today)?
- a. Saturday
 - b. Friday
 - c. Thursday
 - d. Wednesday
89. Each side of a square handkerchief is embroidered with 4 flowers. A flower is embroidered on each of the four corners. How many flowers are there in the handkerchief altogether?
- a. 24
 - b. 12
 - c. 28
 - d. 16
90. The greatest of three consecutive numbers whose sum is 30 is
- a. 11
 - b. 10
 - c. 12
 - d. 13